





















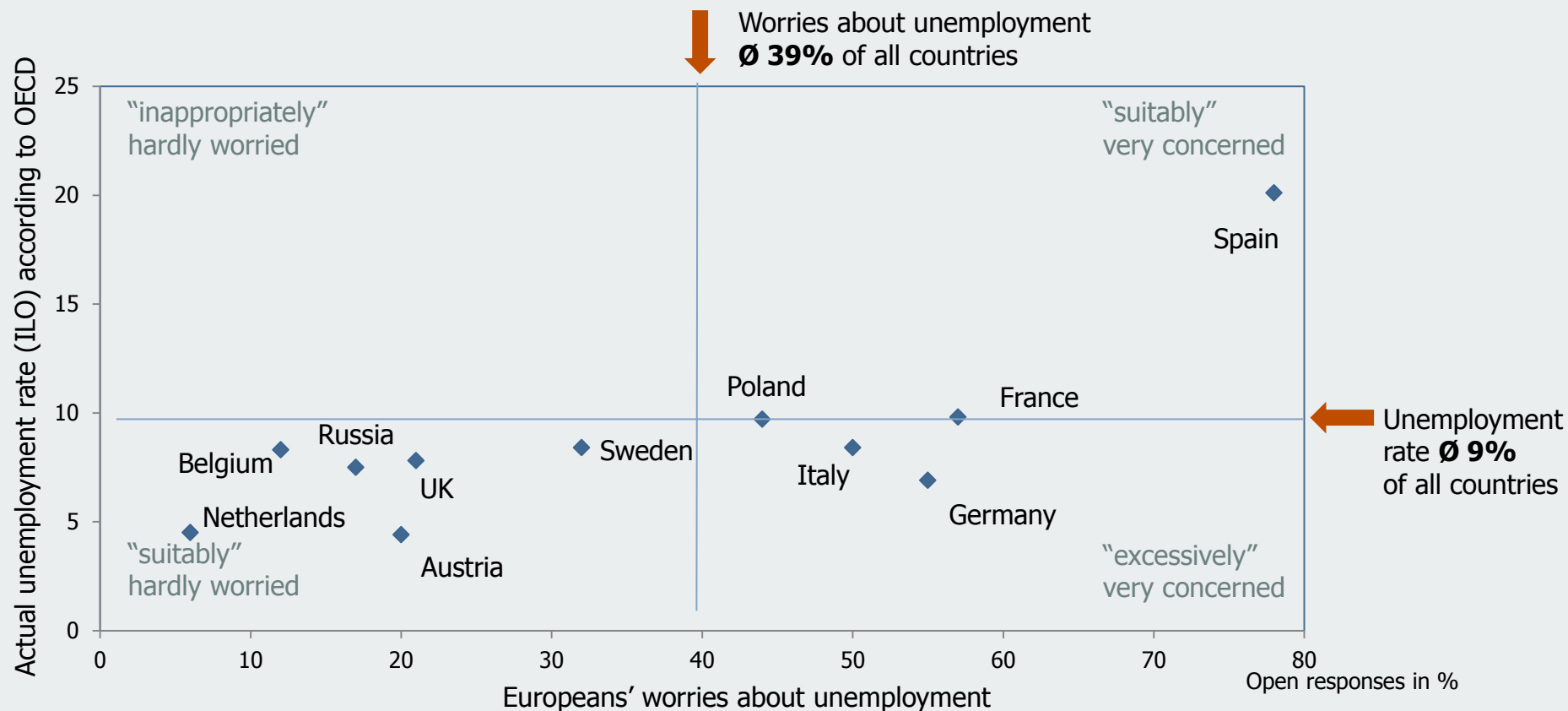


## Spain and Russia come out top again

- Open responses; rounded up in %; multiple answers possible -

2011	Total											
Unemployment	39	55	50	57	44	20	21	12	17	78	6	32
Price/purchasing power trend	26	33	15	27	31	14	14	15	42	5	5	1
	Total	Germany	Italy	France	Poland	Austria	UK	Belgium	Russia	Spain	Netherlands	Sweden
2010	Total											
Unemployment	43	66	54	56	43	43	16	35	27	74	8	36
Price/purchasing power trend	18	24	9	26	16	9	3	9	33	2	3	2
	Total	Germany	Italy	France	Poland	Austria	UK	Belgium	Russia	Spain	Netherlands	Sweden

## Germans and Italians are more sensitive to the subject of unemployment



## Germans, French and Poles are particularly sensitive to the subject of inflation

