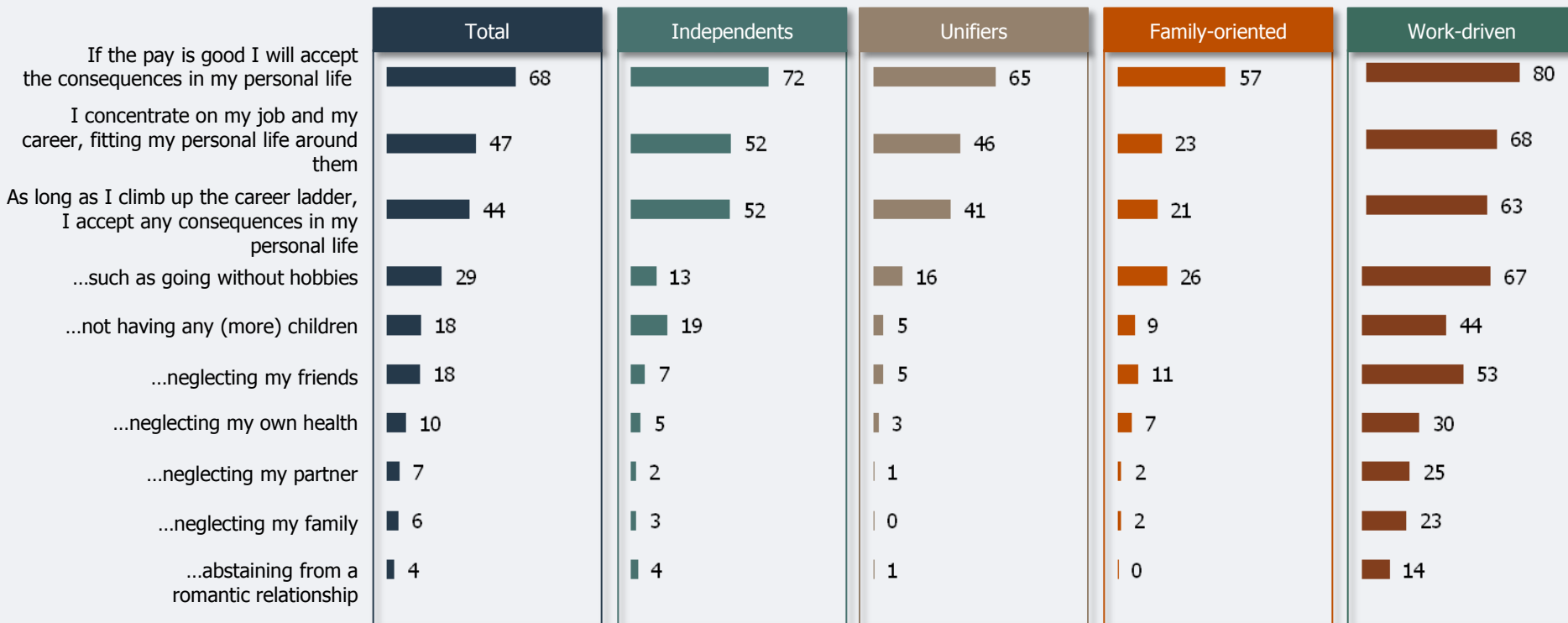


Preferences – what kind of role a career plays

Multiple choice – Figures in % -

...% of working Germans who strongly agree or agree with the statement (Top 2)

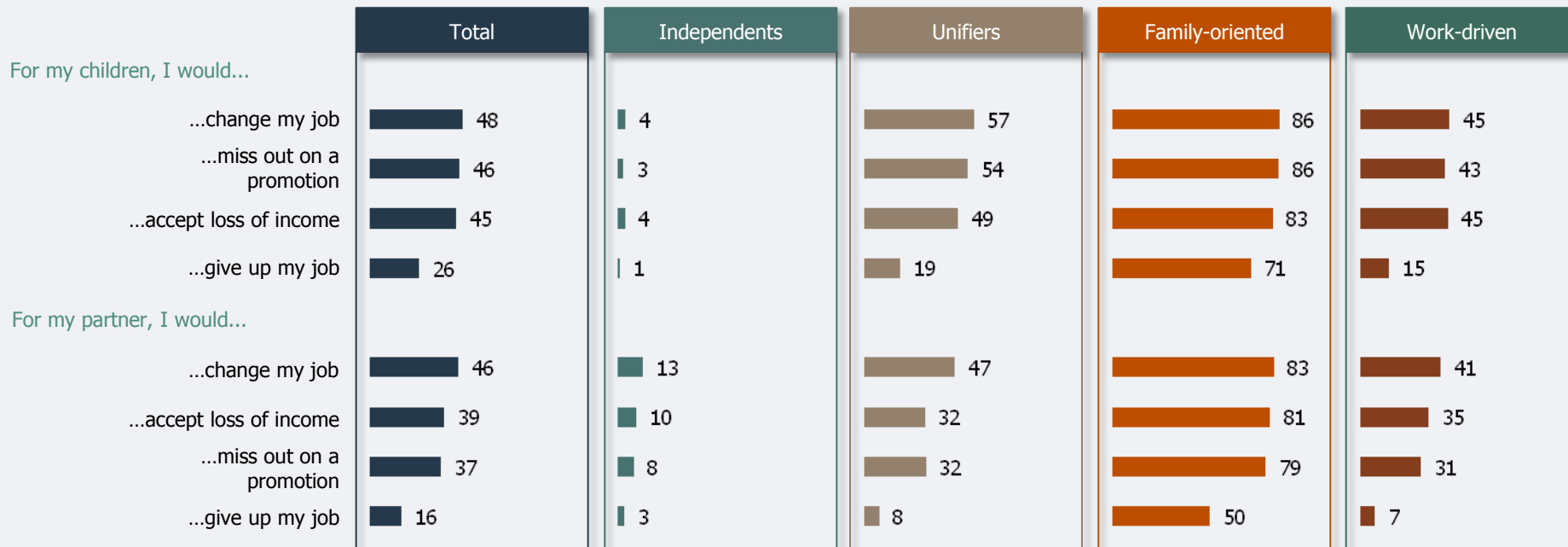


Numbers: total respondents: 2,655. No. of independents: 644; no. of unifiers: 795; no. of family-oriented: 620; no. of work-driven: 595

Preferences – what kind of role children and partners play

Multiple choice – Figures in % -

...% of working Germans who strongly agree or agree with the statement (Top 2)



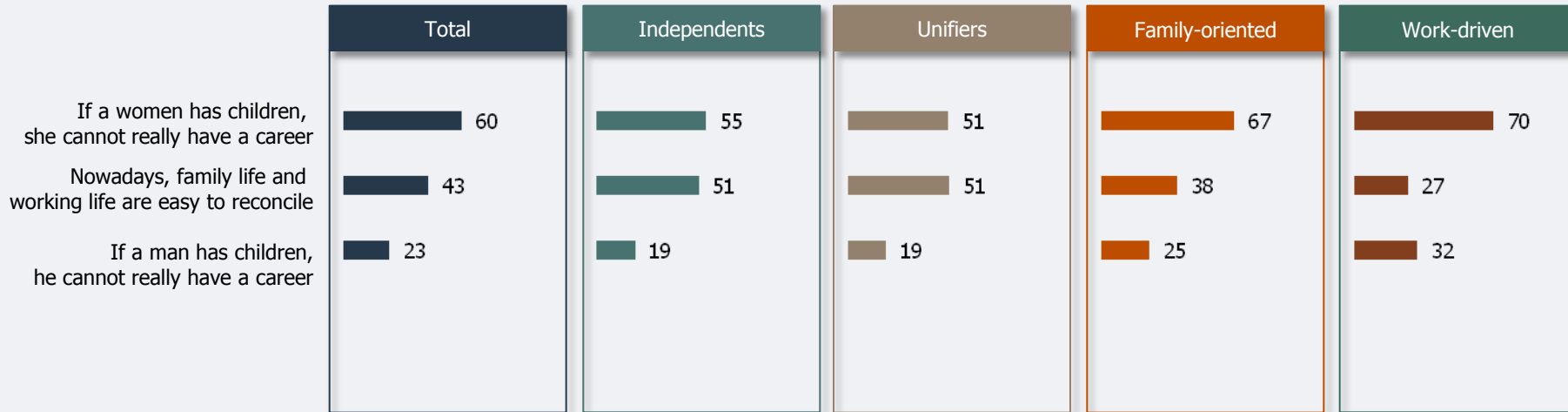
Numbers: total respondents: 2,655. No. of independents: 644; no. of unifiers: 795; no. of family-oriented: 620; no. of work-driven: 595

Question: how far do you agree with the following statements?

Preferences – what kind of role commonly held beliefs play

Multiple choice – Figures in % -

...% of working Germans who strongly agree or agree with the statement (Top 2)



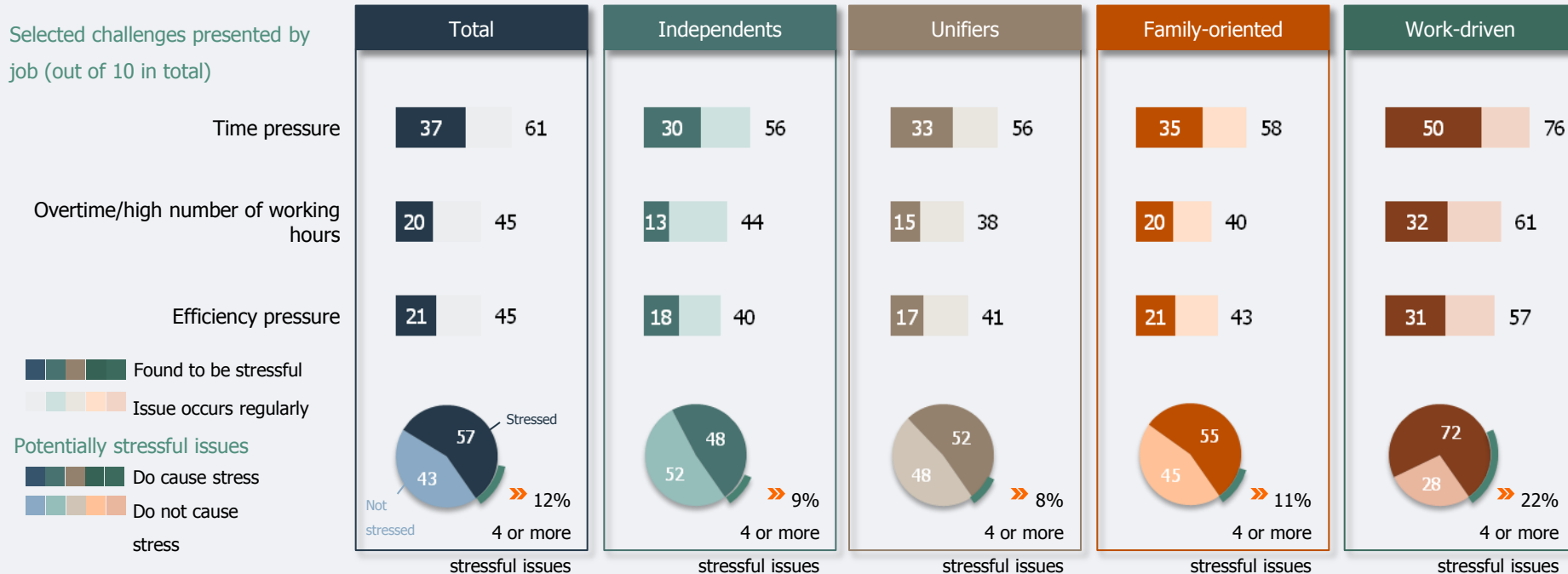
Numbers: total respondents: 2,655. No. of independents: 644; no. of unifiers: 795; no. of family-oriented: 620; no. of work-driven: 595

Question: how far would you agree with the following statements?

How different types react to issues and stress in the working world

...% of working Germans who are regularly affected by the issue/...% of working Germans who find the issue stressful

Multiple choice – Figures in % -



Numbers: total respondents: 2,655. No. of independents: 644; no. of unifiers: 795; no. of family-oriented: 620; no. of work-driven: 595

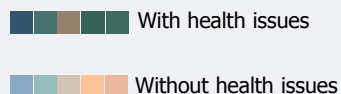
Question: which of the following issues occurs regularly in your profession? Which of these issues do you personally find stressful?

How health issues affect the different types

Distribution amongst each type, as well as that proportion in relation to the total number interviewed/% of working Germans who named their afflictions

Multiple choice – Figures in % -

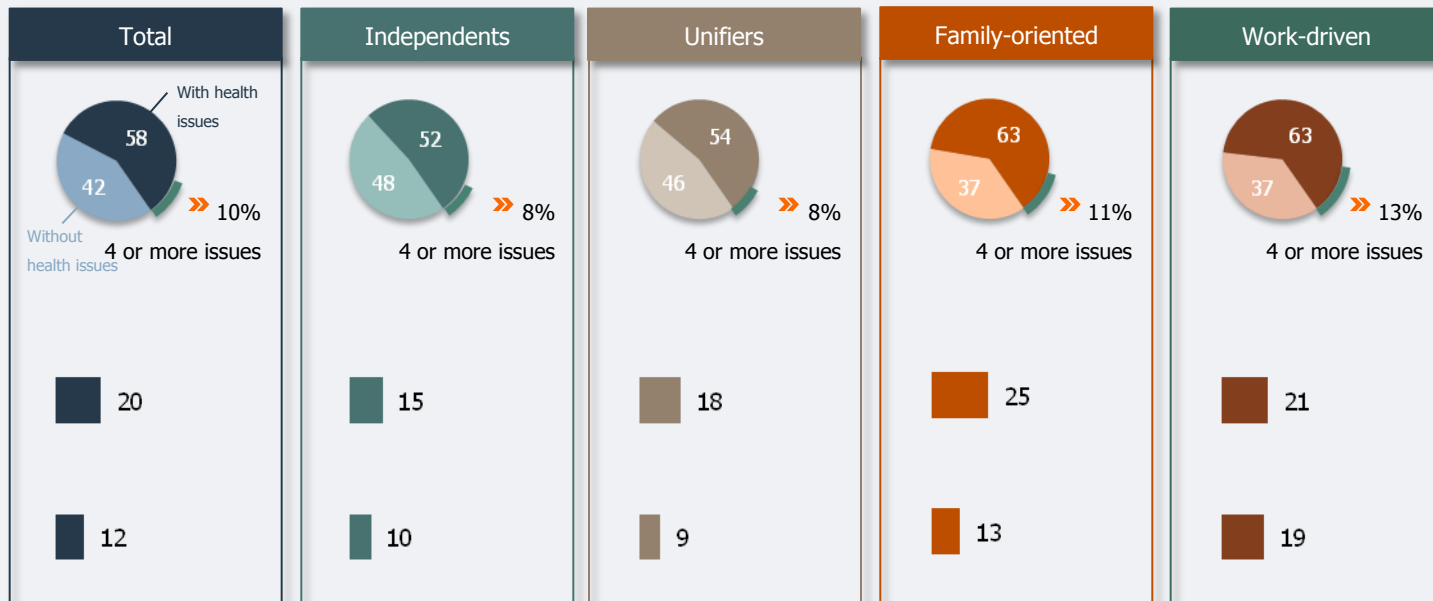
Number of health issues*



Health issues affecting the largest variety of people

Headaches

Sleep disturbances



* From a total of 13 health issues included in survey


Numbers: total respondents: 2,655. No. of independents: 644; no. of unifiers: 795; no. of family-oriented: 620; no. of work-driven: 595

Question: do you regularly suffer from one or several of the following afflictions?

Satisfaction with measures taken by employer to ensure a better work-life balance

...% of working Germans who currently use a particular 'balancing option' from time to time at least, who are extremely or very happy with it

Multiple choice – Figures in % -



Light blue: "I use it from time to time at the moment"

Dark blue: Extremely or very happy

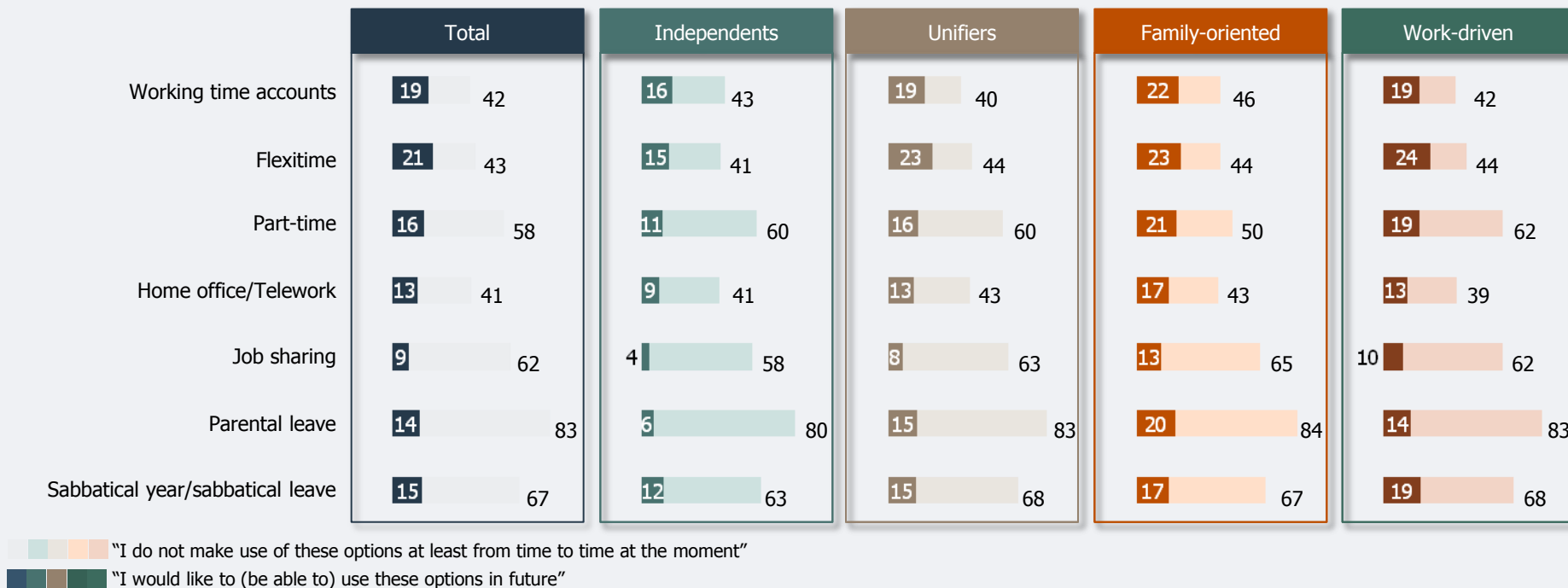
Numbers: total respondents: 2,655. No. of independents: 644; no. of unifiers: 795; no. of family-oriented: 620; no. of work-driven: 595

Question: does your employer let you use any of the following options from time to time at least? How satisfied are you with the way your employer regulates these options?

Desire for employer to offer more options for improving the work-life balance

...% of working Germans who do not currently use each option from time to time at least, but who would like to (be able to) use them in the future

Multiple choice – Figures in % -



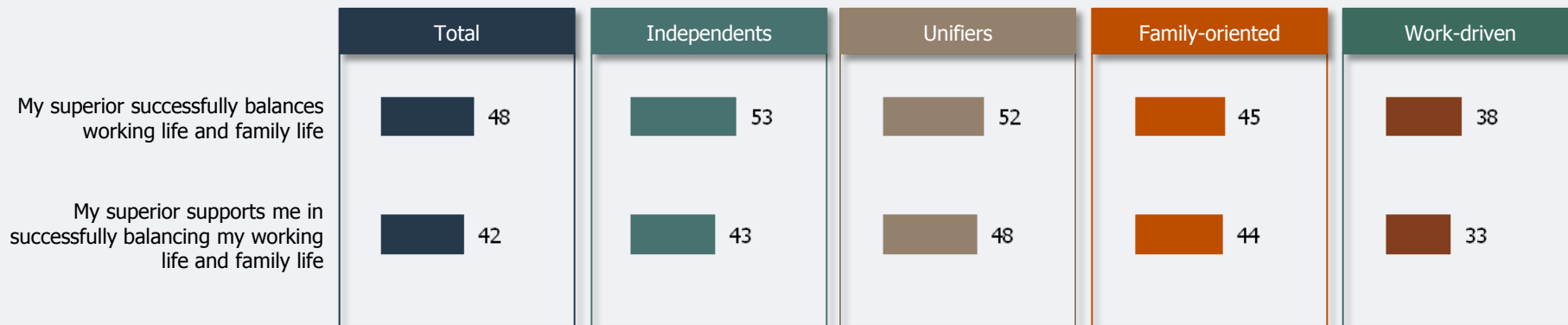
Numbers: total respondents: 2,655. No. of independents: 644; no. of unifiers: 795; no. of family-oriented: 620; no. of work-driven: 595

Question: does your employer allow you to make use of the following options? Would you like to use one of these options, were they available to you?

Having a superior as a role model for the balance between working life and family life

...% of working Germans who strongly agree or agree with the statement (Top 2)

Multiple choice – Figures in % -



Numbers: total respondents: 2,655. No. of independents: 644; no. of unifiers: 795; no. of family-oriented: 620; no. of work-driven: 595

Question: I will read out a few statements. Please say whether and how far you agree with them.